

FaBLINE™

Dedicated food hose from the world leader in PTFE hose technology

FEATURES AND BENEFITS

- Increased product service life for reduced replacement, downtime and labour costs
- Reduced CIP downtime with reduced chemical and utility costs
- Higher flow for shorter load/unload times and lower processing cost
- Increased CIP chemicals compatibility reduces cycle times and the risk of recall and product spoiling



TECHNICAL SPECIFICATION

Size range	
Hose bore size range	¼" (6.4 mm) up to 3" (80 mm)
Hose lengths	
Bore	Length
up to 1 ¾" (48 mm)	up to 30 m (100 ft)
up to 2" (50 mm)	up to 25 m (80 ft) TM
up to 2 ½" (65 mm)	up to 18 m (60 ft)
up to 3" (80 mm)	up to 15 m (50 ft)
Temperature limits	
EPDM rubber covered (RC grade) hose	-40 °C (-40 °F) up to +150 °C (+300 °F)
Silicone rubber covered (SI grade) hose	-73 °C (-100 °F) up to +204 °C (+400 °F)
Working pressure ratings (SS and RC grade)	
¼" to 2 1/2" (9.5 mm to 65 mm)	16 bar (235 psi)
3" (80 mm)	15 bar (220 psi)
Vacuum limitations	
For all sizes and grades	Useable at vacuum to -0.9 bar (-13 psi) within temperature limits
Approvals	
ISO 9001:2015, ISO 14001:2015, OHSAS 18001:2007, EN 16643:2016, FDA (materials), 3-A 62-02, 3.1 Traceability, ATEX, EC 1935/2004, EC 2023/2006, EU 10/2011	

SPECIAL USAGE CONDITIONS



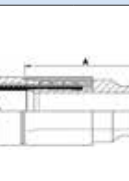
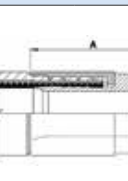
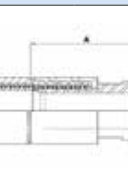
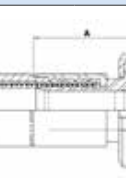

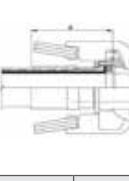
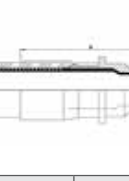

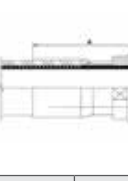
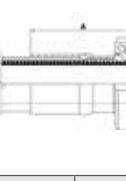
All FaBLINE hoses are suitable for use at vacuum to -0.9 bar (-13 psi), throughout their specified temperature ranges.

PTFE liner tubes are chemically resistant to all CIP, SIP and Autoclave conditions. Static build-up is prevented in FaBLINE hoses during steam or dry air purging by their conductive liners. Assemblies are electrically continuous between ends as standard and designated M/Ω-L according to EN16643. Customers are advised to ensure appropriate grounding at the hose ends.




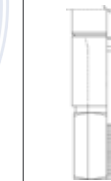



Frequent and rapid phase change in the transported media from liquid to gas and back, could shorten the expected hose life. Customers should inform Aflex Hose of the process details to confirm suitability prior to ordering.

FaBLINE hoses are not suitable for exposure to high energy radioactive sources, including Gamma radiation which embrittles PTFE.

FITTINGS

	Flanges				Cam and groove female		Cam and groove male		TriClamp fittings		DIN11851 male		DIN11851 female	
Non-Lined Fittings														
Lined														
Size	Non-lined		Lined		Non-lined	Lined	Non-lined	Lined	Non-lined	Lined	Non-lined	Lined	Non-lined	Lined
	ASA 150	PN10/16	ASA 150	PN10/16										
¼"	-	-	-	-	-	-	-	-	33	-	-	-	-	-
"	-	-	-	-	-	-	-	-	42	-	-	-	-	-
½"	43	46	57	58	-	-	-	-	44	-	46	58	42	51
"	-	-	-	-	-	-	-	-	-	77	-	-	-	-
¾"	47	54	48	49	53	55	62	72	50	77	52	62	48	55
* "	-	-	-	-	-	-	-	-	-	65	-	-	-	-
1"	60	62	61	63	59	69	75	95	58	65	68	76	59	70
1¼"	68	69	57	59	64	66	85	92	-	-	63	70	66	64
*1 "	-	-	-	-	-	-	-	-	-	72	-	-	-	-
1½"	70	74	60	62	67	66	95	101	67	80	72	72	70	76
*1 "	-	-	-	-	-	-	-	-	-	84	-	-	-	-
2"	81	89	69	74	79	75	110	117	78	91	82	88	82	90
2½"	94	92	124	124	76	135	105	165	71	135	82	150	77	132

Dimension A in mm

	SMS Female PTFE Lined	RJT Female Non-Lined	NPT or BSPT Fixed Male	NPT Fixed Female	BSP 60° Cone Seat Female Union	BSP Flat Face Lug Nut Female	37° JIC Female
Non-Lined Fittings							
Size	PN10/16	Lined	Lined	Lined	Lined	Lined	
1/2"	-	-	61	61	37	-	40
3/4"	-	-	68	64	48	-	48
1"	86	52	78	82	55	68	58
1 1/4"	86	-	91	-	63	-	-
1 1/2"	94	62	97	92	73	100	69
2"	104	72	116	105	74	110	83
2 1/2"	162	-	135	-	80	-	-
3"	174	-	137	-	82	-	-

Dimension A in mm

OPTIONS AND ACCESSORIES

Liner options	
Liner available in	General purpose PTFE (GP), Anti-static PTFE (AS).
End fitting options	
Non-lined, or PTFE lined and flared design for	Sanitary Triclamp, hygienic SMS, DIN 11851, I-line, ANSI 150, DIN and JIS swivel flange, Cam and Groove and dip pipes.
Non-lined design for	BSP, NPT and JIC Threaded Fittings, RJT Fittings.
Braid, cover, external protection and labelling options	
Braid design options	316 stainless steel.
External cover options	RC grade—smooth, wipeable, blue EPDM direct crimped under ferrules. SI grade—smooth, wipeable, grey silicone direct crimped under ferrules.
External protection options	Safeguard, scuff rings, or protection coil.
Labelling options	
Standard labelling	Laser etched ferrule for ultimate traceability.
Streamline tagging	Fully encapsulated hygienic labelling system (only available on silicone cover).
Colour coding	Coloured PTFE spiral strip wound on to the hose - left loose or encapsulated under transparent heat-shrunk polyolefin sleeve.

PERFORMANCE DATA

Nominal Hose Size		Size Code	Actual Bore Size		Grade	Hose Outside Diameter		Helical Wire	Max Hose Working Pressure**		Burst Pressure		Minimum Bend Radius	
in	mm	-	in	mm	-	in	mm	-	psi	Bar	psi	bar	in	mm
¼	6.4	4	0.260	6.6	RC / SI	0.460	11.6	-	232	16	928	64	¾	19
⅜	9.6	6	0.300	9.7	RC / SI	0.610	15.5	-	232	16	928	64	¾	19
½	12.7	8	0.516	13.1	RC / SI	0.845	21.4	✓	232	16	928	64	1½	38
⅝	16.0	10	0.638	16.2	RC / SI	0.990	25.2	✓	232	16	928	64	1¾	45
¾	19.0	12	0.760	19.3	RC / SI	1.120	28.5	✓	232	16	928	64	2	50
*⅞	22.4	14	0.870	22.1	RC / SI	1.260	32.0	✓	232	16	928	64	2½	55
1	25.4	16	1.012	25.7	RC / SI	1.455	37.0	✓	232	16	928	64	2¾	70
1¼	31.8	20	1.268	32.2	RC / SI	1.755	44.6	✓	232	16	928	64	4	100
*1½	35.0	22	1.370	34.8	RC / SI	1.865	47.4	✓	232	16	928	64	4	100
1½	38.1	24	1.516	38.5	RC / SI	2.035	51.7	✓	232	16	928	64	5½	140
*1¾	47.8	30	1.866	47.4	RC / SI	2.410	61.3	✓	232	16	928	64	6½	170
2	50.8	32	2.012	51.1	RC / SI	2.580	65.6	✓	232	16	928	64	8	200
2½	63.6	40	2.508	63.7	RC / SI	3.169	80.5	✓	232	16	928	64	11½	300
3	76.2	48	3.024	76.8	RC / SI	3.654	92.8	✓	218	15	870	60	13¾	350


*The ⅞", 1¾" and 1¾" hose sizes are only suitable for use with PTFE lined sanitary clamp (or triclover) end fittings and PTFE lined I-Line end fittings.

** The maximum working pressure (MWP) of a hose assembly is limited to the lowest of the MWP's of either of the two end fittings, or of the hose itself as listed above. The MWP of the hose reduces as the operating temperature increases, consult Aflex Hose for guidance.

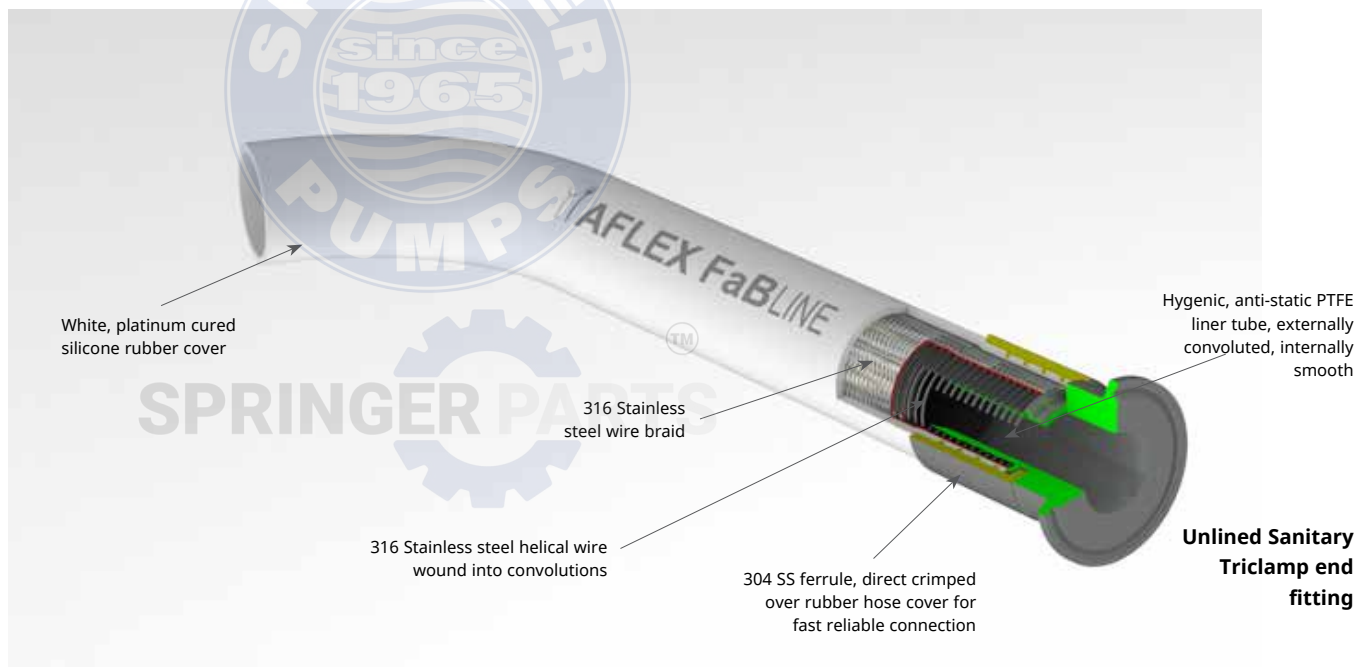
Note: 2½" & 3" tube only (TO grade) cannot be ordered as an assembly.

MATERIALS OF CONSTRUCTION

FaBLINE RC



FaBLINE SI



ORDERING INFORMATION

FaBLINE hoses are available loose or as custom-built assemblies once the size, grade, length and end fittings have been selected. Orders can be placed either with a full written description or by specifying the hose part numbers. A full hose part number is made up of 7 sections comprising section numbers taken from the following tables:

Hose Size
Use "Size Code" listed in characteristics table

Hose Type	Part No.
FaBLINE GP (General purpose PTFE liner)	AFXF/GP
FaBLINE AS (Antistatic PTFE liner)	AFXF/AS

Braid & Cover	Part No.
Blue EPDM rubber cover on 316 stainless steel braid	RC
White silicone rubber cover on 316 stainless steel braid	SI

External Protection Systems	Part No.
No external Protection	OO
SS wire protection coil	PC
Rubber anti-scurf rings	SR
Safeguard HDPE spiral wrap	SG

Length
The overall length between the sealing faces at each end provides the "Length Part No." either in decimal metres followed by 'm' or inches followed by 'in'.

Assembled End Fitting Description (all components in 304 stainless steel)	Part No.
JIC Female	02
Fixed Male Pipe, NPT Thread	03
Fixed Male Pipe, BSPT Thread	03/B
Fixed Female Pipe, NPT Thread	06
JIC-to-NPT Male Union	08
JIC-to-NPT Female Union	08F
Straight Sanitary Tri Clamp, 1.984" Diameter 0.870" Exit Diameter (Standard) 1.370" Exit Diameter (Step Up)	10 10/S
Straight Mini Sanitary Tri Clamp, 0.984" Diameter 0.370" Exit Diameter (Standard) 0.625" Exit Diameter (Step Up)	11 11/S
ANSI 150# Swivelling Flange, Non-Lined	12
DIN PN10/16 Swivelling Flange, Non-Lined	12/PN
ANSI 150# Swivelling Flange, Lined	12L
DIN PN10/16 Swivelling Flange, Lined	12L/PN
Cam and Groove, Locking Arm Swivelling Female, Non-Lined	16
Cam and Groove, Locking Arm Female, PTFE Lined	16L
Cam and Groove Male, Non-Lined	17
Cam and Groove Male, PTFE Lined	17L
DIN 11851 Female, PTFE Lined	23L
DIN 11851 Male, PTFE Lined	24L
SMS Female, PTFE Lined	26L
RJT Female, Non-Lined	27
BSPP Cone Seat Female	33
BSP Lug Nut Female	34

Aflex can also offer a wide range of PTFE-lined adaptors to connect to your existing fittings. Contact Aflex if your preferred connection is not listed above.

Example: 12 – AFXF/AS – SI – OO – 0.65m – 12L – 16L

Is a ¾" bore FaBLINE SI grade hose assembly, 0.65 m long overall, without external protection, and fitted with a ¾" ANSI#150 PTFE lined flange on one end and a cam and groove PTFE lined swivelling female fitting on the other.

Nominal Size of Hose		Minimum Length* Used Straight		Minimum Length* Flexed through 90°		Maximum Assembly Length	
in	mm	in	mm	in	mm	ft	mtrs
¼"	6.4	3	75	3	75	100	30
"	9.5	3	75	3	75	100	30
½"	15	3	75	3	75	100	30
"	16	3	75	3	75	100	30
¾"	20	3	75	4	100	100	30
"	22	3	75	4	100	100	30
1"	25	4	100	4.33	110	100	30
1¼"	32	4	100	6.3	260	100	30
1½"	35	4	100	7.48	190	100	30
2"	40	4	100	8.66	220	100	30
2½"	48	4	100	11.81	300	100	30
3"	50	4	100	12.4	315	80	25
3½"	65	4	100	18.7	475	60	18
4"	80	4	100	21.65	550	50	15

*Listed minimum lengths. **Do not include the lengths of fittings at each end.** These must be found from the end fitting lengths detailed below and added to calculate the minimum length of the hose assembly.

Disclaimer: The information contained in this document is believed to be correct but Aflex Hose Limited accepts no liability for any errors it contains and reserves the right to alter specifications without notice. It is the users' responsibility to ensure product suitability for use within their application. Bioflex, Corroflex, Corroline, Hyperline FX, Pharmaline are registered trademarks of Aflex Hose Limited.

A member of Watson-Marlow Fluid Technology Solutions, A Spirax-Sarco Engineering plc company.



aflex-hose.com
info.aflex@wmfts.com
+44 (0) 1422 317200

North America: 866 777 6060
Int'l: +1 267 404 2910

Springer Pumps www.springerpumps.com
Springer Parts www.springerparts.com