




Style 85

World's Only Split Cartridge Seal

(US PATENT NO. 5662340)



for difficult installations





For Difficult Installations



Flex -A-Seal developed the Style 85 Split Cartridge Seal to provide the easiest installation found anywhere in the world. After simply attaching two halves over the shaft, the seal

No Measurements
No Shims
No Special Tools
No Glue

mounts to the equipment like any other cartridge seal. It does not get any easier than that! The Style 85 is the only split seal in the world in which

just two pieces are handled, eliminating the need to touch sensitive lapped faces. Both sealing faces are secured safely in cartridge halves and cannot be cocked, chipped or scarred.

The design of the Style 85 is like no other split seal on the market. While most split seals are mounted outside the stuffing box and designed to function like an outside seal, the



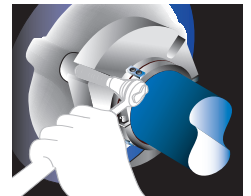

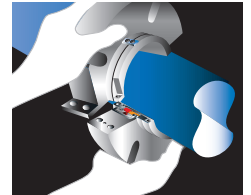
Style 85 was engineered as a split, internal, hydraulically balanced, stationary seal, mounted outside the stuffing box. These features allow the

centrifugal force to keep the solids away from the seal faces while maintaining the ability to handle higher speeds, internal pressures and misalignment. No need to worry about solids, as the springs are protected and out of the product to eliminate clogging. The static shaft sleeve "o" ring is positioned outside of the stuffing box to assure a good sealing surface, even on worn packing sleeves!

**Peace
of Mind**

Unlike most cartridge seals on the market, the Style 85 is the only split cartridge seal that can be fully assembled and pressure tested at the factory. This ensures the sealing integrity of each seal completely before it is sent to the field.

The Flex-A-Seal Style 85 Split Cartridge Seal ...Fast, Simple and Reliable!



Materials of Construction

Stationary 316 Stainless Steel

Gland Assembly

Rotating 316 Stainless Steel

Sleeve Assembly

O Rings, Gaskets

Viton (standard)

consult factory for
AFLAS® or Fluoraz® option

Rotating Face Silicon Carbide

Stationary Face Carbon or Silicon Carbide

Springs Hastelloy C®

Screws 316 Stainless Steel

Registered Trademarks:

Viton® - Dupont Performance Elastomers

Aflas® - Asahi Glass Co.

Fluoraz® - Green Tweed

Hastelloy C® - Cabot Stellite Division

Operating Conditions

Seal Size

Temp.

Speed

Pressure

1 3/4" - 3" (45mm - 75mm)

350°F (175°C)

3600 RPM

250 PSI (17 bar)

3 1/8" - 3 3/4" (80mm - 95mm)

350°F (175°C)

1800 RPM

200 PSI (14 bar)

3 7/8" - 4 3/4" (100mm - 120mm)

350°F (175°C)

800 RPM

150 PSI (10 bar)

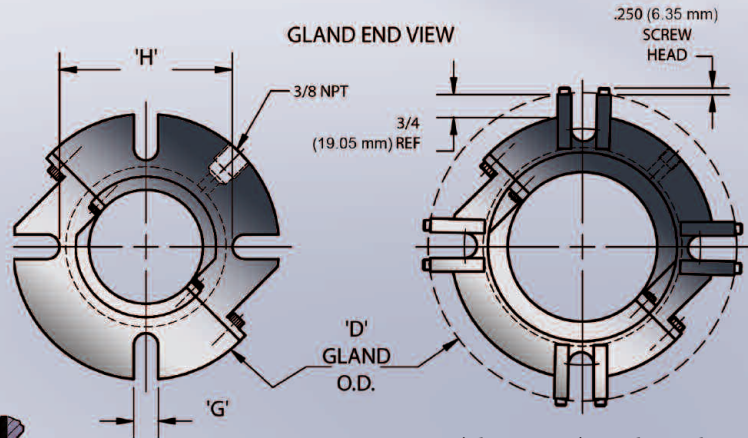
5" and above (125mm and above)

350°F (175°C)

875 RPM

100 PSI (7 bar)

* Maximum temperature / pressure / speed indicates operating extremes independently and does not imply the seal will function at these extremes at the same time. Contact Flex-A-Seal Engineering if in doubt.



with extension slot tabs

IMPERIAL (All sizes in inches)

Size	A	B	C	D	E	F	G	H	J	K	L
-24	1.500	.250	2.187	5.25	2.125	2.500	.562	3.125	2.250	2.625	.656
-27	1.687	.250	2.437	5.50	2.125	2.500	.562	3.375	2.500	2.875	.656
-28	1.750	.250	2.437	5.50	2.125	2.500	.562	3.375	2.500	2.875	.656
-30	1.875	.250	2.562	5.50	2.125	2.500	.562	3.344	2.625	3.000	.656
-31	1.937	.250	2.625	5.44	2.125	2.500	.562	3.563	2.687	3.125	.656
-32	2.000	.250	2.687	5.44	2.125	2.500	.562	3.563	2.750	3.125	.656
-34	2.125	.250	2.812	6.00	2.125	2.500	.687	3.688	2.875	3.375	.656
-35	2.188	.250	2.937	6.25	2.125	2.500	.687	3.813	3.000	3.375	.656
-36	2.250	.250	3.062	6.25	2.125	2.500	.687	3.937	3.125	3.500	.656
-38	2.375	.250	3.187	6.25	2.125	2.500	.687	4.062	3.250	3.500	.656
-39	2.438	.250	3.312	6.44	2.125	2.500	.687	4.125	3.375	3.625	.656
-40	2.500	.250	3.312	6.44	2.125	2.500	.687	4.125	3.375	3.625	.656
-42	2.625	.250	3.347	6.44	2.125	2.500	.687	4.438	3.500	3.875	.656
-43	2.688	.250	3.562	7.82	2.125	2.500	.687	4.438	3.625	4.125	.656
-44	2.750	.250	3.562	7.82	2.125	2.500	.687	4.438	3.625	4.125	.656
-46	2.875	.250	3.687	7.82	2.125	2.500	.687	4.812	3.812	4.250	.656
-47	2.938	.250	3.812	7.88	2.125	2.500	.687	4.938	3.937	4.375	.656
-48	3.000	.250	3.812	7.88	2.125	2.500	.687	4.938	3.937	4.375	.656
-52	3.250	.281	4.188	8.25	2.437	2.812	.812	5.188	4.250	4.750	.812
-54	3.375	.281	4.312	8.25	2.437	2.812	.812	5.313	4.375	4.875	.812
-55	3.438	.281	4.437	8.50	2.437	2.812	.812	5.437	4.500	5.000	.812
-56	3.500	.281	4.437	8.50	2.437	2.812	.812	5.437	4.500	5.000	.812
-58	3.625	.281	4.562	8.63	2.437	2.812	.812	5.562	4.625	5.125	.812
-60	3.750	.281	4.625	8.82	2.437	2.812	.812	5.688	4.687	5.125	.812
-62	3.875	.281	4.812	8.82	2.437	2.812	.812	5.813	4.875	5.250	.812
-64	4.000	.281	4.937	8.82	2.437	2.812	.812	5.813	5.000	5.375	.812
-68	4.250	.281	5.188	9.25	2.437	2.812	.812	6.063	5.250	5.750	.812
-70	4.375	.281	5.312	9.25	2.437	2.812	.812	6.437	5.375	5.875	.812
-72	4.500	.281	5.406	9.69	2.437	2.812	.812	6.500	5.500	6.000	.812
-76	4.750	.281	5.656	9.75	2.437	2.812	.812	6.938	5.750	6.250	.812
-79	4.938	.375	6.188	10.75*	3.062	3.812	.937	7.312	6.312	6.750	.923
-80	5.000	.375	6.188	10.75*	3.062	3.812	.937	7.312	6.312	6.750	.923
-82	5.125	.375	6.375	11.00*	3.062	3.812	.937	7.812	6.500	7.250	.923
-84	5.250	.375	6.375	11.00*	3.062	3.812	.937	7.812	6.500	7.250	.923
-88	5.500	.375	6.688	11.50*	3.062	3.812	.937	7.813	6.812	7.375	.923
-92	5.750	.375	6.938	12.00*	3.062	3.812	.937	8.156	7.062	7.625	.923
-100	6.250	.375	7.438	12.50*	3.062	3.812	.937	8.656	7.562	8.125	.923
-104	6.500	.375	7.688	12.25*	3.062	3.812	.937	8.813	7.812	8.375	.923
-108	6.750	.375	7.938	12.50*	3.250	4.000	.937	9.312	8.062	8.625	.923
-112	7.000	.375	8.188	12.75*	3.250	4.000	.937	9.562	8.312	8.750	.923
-136	8.500	.375	9.688	14.25	3.250	4.000	1.000	11.000	9.812	10.250	.923

METRIC (All sizes in mm)

Size	A	B	C	D	E	F	G	H	J	K	L
-30	45	6.35	65.1	140	54	64	14.3	84.9	66.68	76.20	16.7
-32	48	6.35	68.2	140	54	64	14.3	90.5	68.85	79.38	16.7
-32	50	6.35	68.2	140	54	64	14.3	90.5	68.85	79.38	16.7
-36	55	6.35	77.8	159	54	64	17.4	100.0	79.40	88.90	16.7
-40	60	6.35	84.1	165	54	64	17.4	104.8	85.73	95.25	16.7
-42	65	6.35	85.0	165	54	64	17.4	112.8	88.90	98.40	16.7
-44	70	6.35	90.5	197	54	64	17.4	112.8	92.08	104.77	16.7
-48	75	6.35	96.8	203	54	64	17.4	125.4	100.00	111.10	16.7
-52	80	7.14	106.4	210	62	72	20.6	131.8	108.00	120.65	20.6
-56	87	7.14	112.7	216	62	72	20.6	138.1	114.30	127.00	20.6
-58	90	7.14	115.9	219	62	72	20.6	141.3	117.50	130.20	20.6
-60	95	7.14	117.5	222	62	72	20.6	144.5	119.05	130.18	20.6
-64	100	7.14	125.4	224	62	72	20.6	147.6	127.00	136.52	20.6
-76	120	7.14	143.7	248	62	72	20.6	176.2	146.05	158.75	20.6
-80	125	9.50	157.2	273*	77.8	96.8	23.8	185.7	160.30	171.40	23.4

* Sizes use extension slot tabs

Additional sizes available upon request





Fast, Simple and Reliable

Split seals are designed for environments where conventional seals routinely take many hours to disassemble and reassemble rotary equipment, but the fully split cartridge seal design of the Flex-A-Seal Style 85 is easier to install than conventional seals and other component split seal designs, making this seal ideal for hard to access equipment such as:

- Pumps
- Mixers
- Agitators

The Style 85 is commonly used in many industries:

- Chemical Processing
- Food Processing
- Industrial
- Mining
- Pharmaceutical
- Power Generation
- Petrochemical
- Pulp and Paper
- Refining
- Water and Waste Treatment



Manufacturing and stocking centers

USA

1 Jackson Street PO Box 184
Essex Junction, VT 05453-0184 USA
Phone: 1-800-426-3594 • 1-802-878-8307
Fax: 1-802-878-2479
Email: sales@flexaseal.com

BRAZIL

Rua Visconde De Taunay
59 Loja 06-CEP
Bom Retiro, Sao Paulo
Brazil CEP 01132-000
Phone: 55-11-3115-4819 • 55-11-3115-0656
Fax: 55-11-3101-1297
Email: vendas@flexaseal.com.br

AUSTRALIA

Unit 9/23 Richland Avenue
Coopers Plains 4108 QLD Australia
Phone: (07) 3272 7030
Fax: (07) 3272 9885 Mob: 0417 626025
Email: flexasealoz@bigpond.com

DISTRIBUTED BY:

